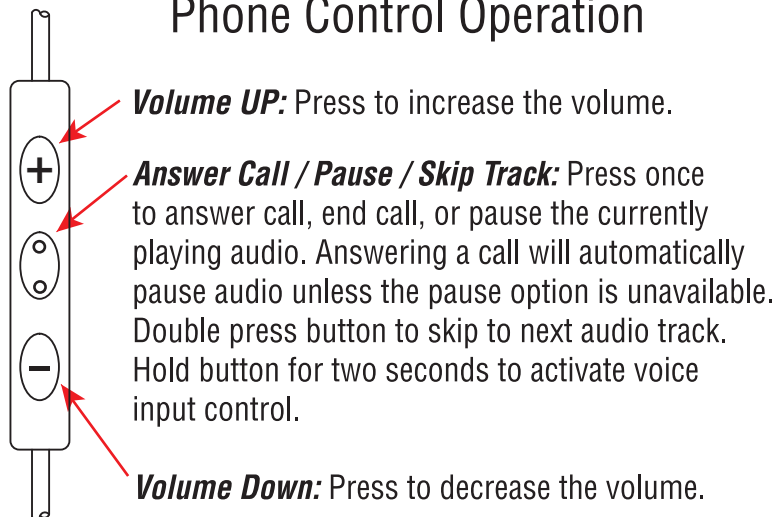


C.CRANE

CC BUDS PRO MIC INSTRUCTIONS

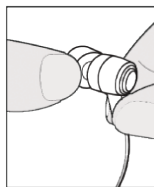
PLEASE READ ALL THE INSTRUCTIONS COMPLETELY BEFORE
USE AND SAVE THIS MANUAL FOR FUTURE REFERENCE

Phone Control Operation

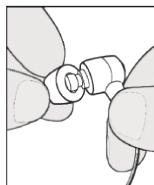


* Works on most smart phones depending on make and model. Volume Buttons "+" and "-" not compatible with iPhone®7 using Lightning® adapter.

Handling Care



To remove currently installed tip: Use your thumb to gently push from the back on just one side. It should gently come off at an angle without damaging the foam. Silicone tips need to be pinched at the bottom for grip.



To install new tip: Press the edge of the plastic stem against the center hole. Next, press and rotate the tip until it is fully positioned on the stem.

* Removing the foam tip cushions may reduce longevity. Pulling on cord to remove earbuds may eventually damage the internal wires causing failure. Please remove the earbuds by gripping the stem base and pulling gently.

Specifications

SENSITIVITY: **107 dB**
DRIVER UNIT: **10mm**

FREQUENCY: **20-20,000 Hz**
CABLE LENGTH: **48"**

IMPEDANCE: **32 Ohm**
WARRANTY: **One Year**