

CC BUDS™ SOLO

INSTRUCTION MANUAL

Please read all the instructions completely before use and save this manual for future reference.



C.C. CRANE

This page left blank intentionally.

One Year Limited Warranty

C. Crane warrants this product to be free from defects in material and workmanship under normal use and conditions for a period of one year from the date of original purchase on parts and labor. Should service be necessary for any reason due to a manufacturing defect or malfunction during the warranty period, C. Crane, at its sole discretion, will repair or replace the defective merchandise at no charge, upon receipt of this item. The purchaser is responsible for shipping the unit to the C. Crane service

center. In order to obtain performance of any obligation under this warranty or any implied warranty, the consumer purchaser must:

1. Carefully pack the item in the original packing cartons or a suitable, padded corrugated box.
2. Call 1-800-522-8863 for a Return Authorization (RA) number and mark the RA number on the outside of the packing carton. Also enclose a copy of proof of purchase and a note describing the specific problem.

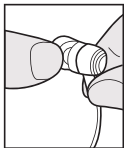
3. Ship the unit insured for full retail value via Parcel Post or a common carrier of your choice.

This warranty is valid only in the United States of America and Canada and extends only to the original purchaser. Any applicable implied warranties, including the warranty of merchantability, are limited in duration to a period of one year from the date of the original purchase at retail and no warranties, whether expressed or implied, shall apply to this product thereafter. Under no circumstances shall C. Crane be liable for

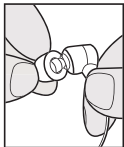
any loss or damage, direct or consequential arising out of the use of, or inability to use this product. Some states do not allow limitations on implied warranties or exclusion of consequential damage; therefore, these restrictions may not apply to you. This warranty gives you specific legal rights. You may also have other rights which may vary from state to state. Copyright © 2024 C. Crane. All rights reserved.

Caution: Continuous use at high volume will damage hearing.

Handling Care



To remove currently installed tip: Use your thumb to gently push from the back on just one side. It should gently come off at an angle without damaging the foam. Silicone tips need to be pinched at the bottom for grip.

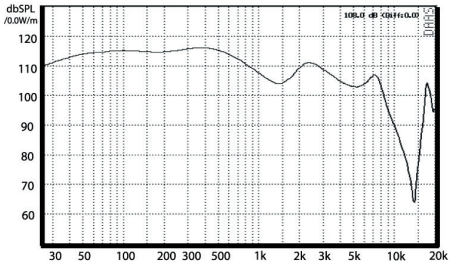


To install new tip: Press the edge of the plastic stem against the center hole. Next, press and rotate the tip until it is fully positioned on the stem.

Removing the foam tip cushions several times may reduce longevity. Pulling on cord to remove earbuds may eventually damage the internal wires causing failure. Please remove the earbuds by gripping the stem base and pulling gently.

Do not use Isopropyl/Rubbing Alcohol to clean foam tips.

CC BUDS SOLO



Specifications:

Sensitivity: **107 dB**

Impedance: **32 Ohm**

Driver Unit: **10mm**

Frequency: **20-20,000 Hz**

Cable Length: **48"**

Warranty: **One Year Limited**

Specifications are subject to change without notice.

This page left blank intentionally.

This page left blank intentionally.

This page left blank intentionally.

This page left blank intentionally.

MODEL: CC BUDS SOLO

C.CRANE

172 Main Street
Fortuna, CA 95540-1816
Phone: 1-800-522-8863
Web: ccrane.com

Copyright © 2024 C. Crane. All rights reserved.
No part of this booklet may be reproduced,
in any form or means whatsoever, without
permission in writing from C. Crane. (Ver 3)

