

REPLACEMENT INSTRUCTIONS CCRADIO SOLAR BLUETOOTH WHIP ANTENNA


Please follow the steps below to replace the CCRadio Solar Bluetooth whip antenna:

- 1. REMOVE OLD ANTENNA:** Looking at the back of the radio, you will see a small Phillips screw at the Pivot Point* at the base of the antenna. Carefully remove this single screw, and lift out the old antenna. *NOTE: There are small washers on either side of the center hole. Save these washers as spares until you are done.*



You will be removing this screw

Do NOT remove this screw



- 2. PREPARE NEW ANTENNA:** *NOTE: The new replacement antenna will have a base** attached to the bottom with a small Phillips-head screw. (See Fig. 1). This base part will not be used in the antenna replacement. (It is connected inside the radio and you should never attempt to replace this part). You will only be replacing the top, telescoping part of the antenna. Do not attempt to open the radio.* Remove the small screw at the junction of the new antenna, to separate the base from the rest of the antenna. (Again, you will not be using this base part). **Be careful to keep the small washers on either side of the screw hole.**
- 3. POSITION THE NEW ANTENNA:** Slide the flattened end of the new antenna (with the screw hole) into the slot, placing a washer on either side, and then replace the screw. **Do not over tighten.** This completes the antenna replacement.

TIP: A small amount of Vaseline on the center can help hold the washers in place, and a toothpick through the center can help you line up the washers to the hole before placing the screw.


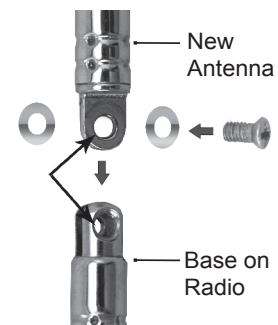
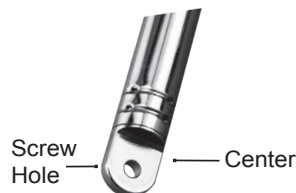


Fig. 1



Note: Opening the radio case will void your warranty. The only part of the antenna that you need to replace is the visible portion from the pivot point* up. If the bottom portion of the antenna is damaged, the radio will need to be sent in for repair.

If you have any questions or need technical assistance, please call our Tech Department at 1-800-522-8863, Monday through Friday between 9:00 AM and 5:00 PM PT. Closed for lunch 12:00 PM to 1:15 PM.