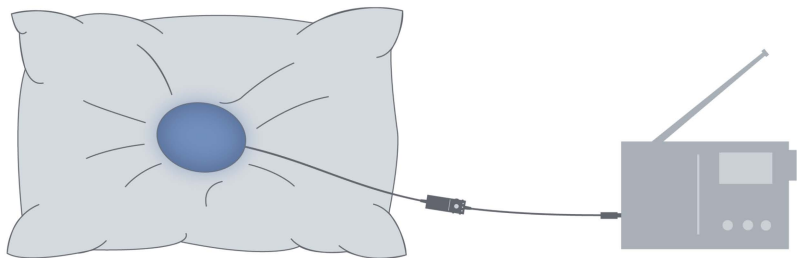


# SOFTSPEAKER™ 3K

- 1) Insert two (2) AAA batteries (Required) into Control Box (See Controls and Functions on back side of this sheet).
- 2) Change AMP switch to ON.
- 3) Select Sleep Timer setting.
- 4) Make indent in your pillow.
- 5) Place SoftSpeaker on indented area with pocket side down.
- 6) Connect plug to a standard 1/8" (3.5mm) headphone jack on audio source (Radio, Phone, Tablet, TV, Computer, etc.)



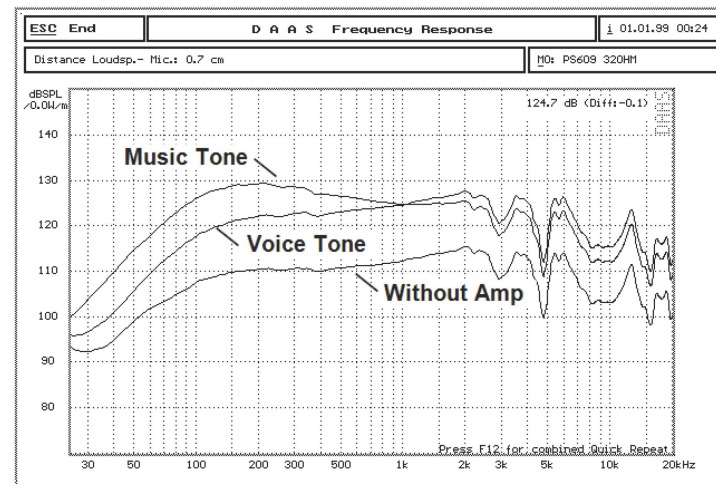
## Washing Instructions:

To remove the speaker before washing, gently separate the cover at its center opening and slide the speaker out. Hand or machine wash cover in cold water, gentle cycle. Wash with dark colors, Dry cool.

**CAUTION!** - Continuous use at high volume may damage hearing.

## USAGE AND SPECIFICATIONS

**Sensitivity:** 115 dB  
**Frequency:** 20-20,000 Hz  
**Impedance:** 32 Ohm  
**Cable length:** 78"  
**Driver unit:** 38mm  
**Warranty:** 1 Year




Specifications are subject to change without notice.

# SOFTSPEAKER™ 3K

PLEASE READ AND SAVE THIS FOR FUTURE REFERENCE.

## CONTROLS AND FUNCTIONS



- (A) Power Button** - Press briefly to turn 'ON' the Amp for one hour. Extend time by holding the power button longer: (1 light = 1 hour), (2 lights = 4 hours), (3 lights = 8 hours). The sleep timer is always set to save batteries and only works with AMP 'ON'.
- (B) Indicator Lights** - Shows the sleep timer hours when the POWER (A) button is held. It also shows approximate battery level when BATTERY (D) button is held.
- (C) Volume Control** - Changes volume when dial is rotated.
- (D) Battery Tester** - Press and hold to check battery life: (1 indicator light = 1% - 33%), (2 lights = 34% - 66%), (3 lights = 67% - 100%)
- (E) TONE Switch** - Changes tone between 'Voice' (up position) and 'Music' (down position). The 'Voice' setting is tuned for listening to audio books and talk radio. The 'Music' setting provides full range audio with a boost but consumes about 50% more power.
- (F) AMP Switch** - When AMP is "ON" you should receive approximately 80 hours of amplified volume. When the batteries become low, switch the AMP to "OFF" for low volume (non-amplified) operation. This gives you 100+ additional hours. The TONE switch is disabled when AMP switch is "OFF".
- (G) Batteries** - Requires 2 AAA (Alkaline or NiMH) batteries. See battery orientation in diagram on this page. Battery life is about 80 hours when using the 'Voice' tone setting.
- (H) Battery Compartment Cover** - Push indented arrow and slide down to remove cover.